


# KM CLOTH CUTTING MACHINE END CUTTER SERIESE





**Semi Auto Cutter**  
**Model : KC-6S**

**Full Auto Cutter**  
**Model : KC-6A**

*Full Auto type KC-6A : Cutter and Up & Down lift moves Automatically.*  
*Semi Auto type KC-6S : Cutter moves Automatically*



Specification	
Motor Power	40w
Knife Speed	1200rpm
Knife Size	110mm
Rail Size	2540mm
Rail Height	0mm - 170mm



*Selection is from 2types Full Auto or Semi Auto.*  
*A simple contol panel is equipped.*  
*Counter device is equipped as standard.*

CONTROL PANEL



Business Office 7-6,Ryoge, Gifu-City, Japan  
Tel:81-58-245-4501

Singapore Office  
China Office

Tel:65-62858131  
Tel:86-512-5777-1838

Web : <http://www.hashima.co.jp>

E-mail : [info@hashima.co.jp](mailto:info@hashima.co.jp)